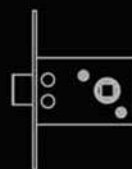
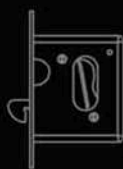


# JACKSONS

LOCK MANUFACTURING *Since 1883*

**2025**

**Catalogue**





**Jacksons Lock Manufacturing Pty Ltd**

# **PRODUCT CATALOGUE**

**ABN: 83 009 487 727**

PO Box 522, 171 Ravenswood Road,  
Launceston, Tasmania 7250

03 6339 1662

[www.jacksonslocks.com.au](http://www.jacksonslocks.com.au)

[sales@jacksonslocks.com.au](mailto:sales@jacksonslocks.com.au)

**QUALITY AUSTRALIAN MADE LOCKS SINCE 1883**

Ordering information

ii

## CYLINDER

JMC60, JMC46, JMC30	Cylinder mortice lock	1
JMCL60, JMCL46	Cylinder mortice long body lock	2
JMC60D, JMC46D, JMC30D	Cylinder mortice deadbolt lock	3
JMCD60, JMCD46	Cylinder mortice deadbolt lock	4
JMC60SL, JMC46SL, JMC60SLUP, JMC46SLUP	Cylinder mortice sliding lock	5
JMHSLC60, JMHSLC46	Cylinder mortice double-door sliding lock	6

## LEVER

JM560, JM546, JM530	5 lever mortice lock	7
JMW127, JMW101	5 lever mortice horizontally configured lock	8
JM560D, JM546D, JM530D	5 lever mortice deadbolt lock	9
JM29	5 lever mortice deadbolt lock	10
JM560SL, JM546SL, JM560SLUP, JM546SLUP	5 lever mortice sliding lock	11
JMHSL560, JMHSL546	5 lever mortice double-door sliding lock	12

## PRIVACY

JM160, JM146, JM130	Privacy mortice lock	13
JMCL60PV, JMCL46PV	Privacy mortice long body lock	14
JMHSLPV60, JMHSLPV46	Privacy mortice double-door sliding lock	15
JSP1	Privacy mortice sliding lock	16

## LATCH

JSL2	Mortice sliding latch	17
JM40	Mortice latch	18
JM46	Mortice latch	19
JM60	Mortice latch	20
JM560L, JM546L, JM530L	Mortice latch	21

## CUPBOARD

JC252, JC32, JC22, JC60, JC50, JC51	Cupboard lever surface mounted lock	22
JC72, JC70, JC76	Cupboard lever cutout lock	23

## DRAWER

JT252, JT32, JT22, JT50, JT51, JT76	Lever drawer lock	24
--	-------------------	----

## BOX

JB21, JB22, JB251, JB31	Lever box lock	25
-------------------------	----------------	----

## LOCK BOX

Lock Box	Lock box	26
----------	----------	----

## ESCUTCHEON

EA, EE, EB, EC	Escutcheon	27
----------------	------------	----

## DUST BOX

DBJMC60, DBJM29, DBJMCL, DBJM60, DBJMHS	Dust Box	28
---	----------	----

## SAFE

JDL4	Cylinder safe lock	29
JRL6, JRL6NS	Cover strap type lever safe lock	30
JBP6	Iron plate type lever safe lock	31
JBW6	Winged block type lever safe lock	32
JBS6	Block type lever safe lock	33
JBS8	Block type lever safe lock	34

## PADLOCK

JP152A, JP24A, JP254, JP34	Padlock	35
-------------------------------	---------	----

## HOW TO ORDER

### Wholesale Orders

Jacksons is a wholesale manufacturer of Australian made locks. To place a wholesale order, please email your order to [sales@jacksonslocks.com.au](mailto:sales@jacksonslocks.com.au).

### Retail Orders



[Click on this link to view the list of retailers.](#)

## TERMINOLOGY

The following is a list of terms and abbreviations:

### FINISHES

<b>AB</b>	Antique Brass
<b>CP</b>	Chrome Plate
<b>FB</b>	Florentine Bronze
<b>MB</b>	Matt Black
<b>NP</b>	Nickel Plate
<b>PB</b>	Polished Brass
<b>PBU</b>	Polished Brass Unlacquered
<b>SB</b>	Satin Brass
<b>SBU</b>	Satin Brass Unlacquered
<b>SCP</b>	Satin Chrome Plate
<b>SN</b>	Satin Nickel
<b>SSS</b>	Satin Stainless Steel

### FORENDS AND STRIKERS

<b>Kit</b>	Forend, striker, and screw kit
<b>R</b>	Rebated forend/striker for rebated doors
<b>A</b>	Astragal forend/striker for sliding doors

### LOCK

<b>Body</b>	Lock body only without forend, striker, and screws
<b>Backset</b>	The distance from the front of the lock's forend to the center of its keyhole, cylinder, and/or spindle
<b>Follower</b>	The rotating mechanism in the lock where a spindle is inserted, connecting a handle or turn snib to the inner components of the lock
<b>Broach</b>	The inner profile of a follower in which a spindle is inserted, described by a dimension and shape

### SPRINGING

<b>DS</b>	Double Sprung follower
<b>TS</b>	Triple Sprung follower

### KEYING

<b>KD</b>	Keyed to Differ
<b>KA</b>	Keyed Alike

## FINISHES



**AB**  
Antique Bronze



**CP**  
Chrome Plate



**FB**  
Florentine Bronze



**MB**  
Matt Black



**NP**  
Nickel Plate



**PB**  
Polished Brass



**PBU**  
Polished Brass  
Unlacquered



**SB**  
Satin  
Brass



**SBU**  
Satin Brass  
Unlacquered



**SCP**  
Satin Chrome  
Plate




**SN**  
Satin  
Nickel



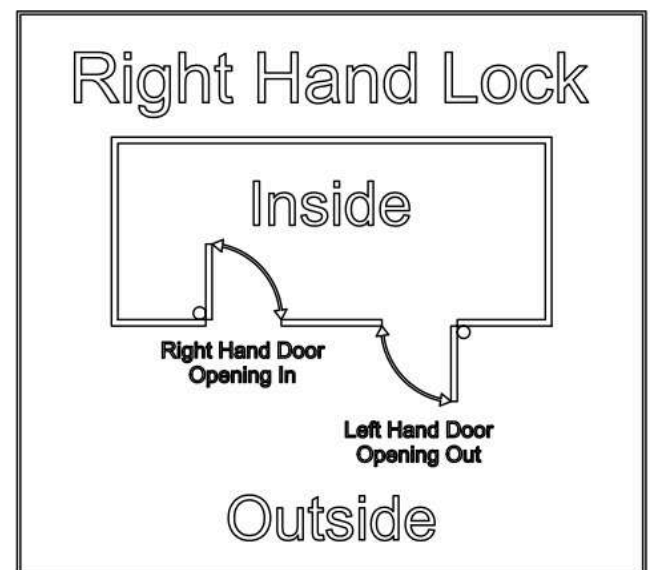
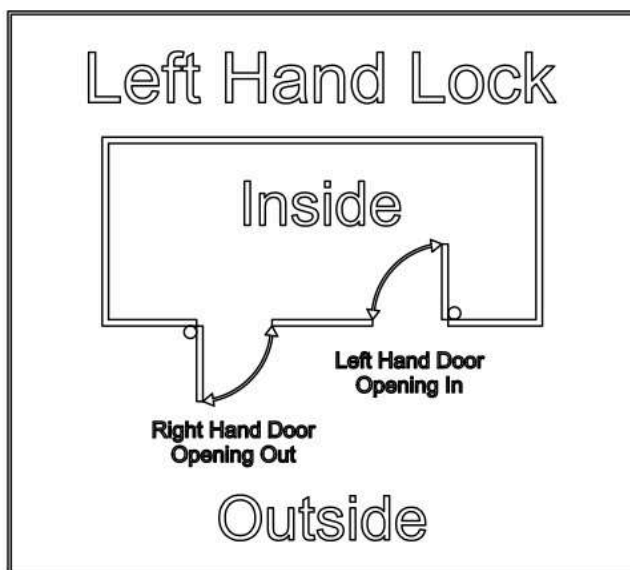
**SSS**  
Satin Stainless  
Steel

## FORENDS AND STRIKERS



## HANDING

When ordering **handed locks and handed kits**, please specify LH or RH.





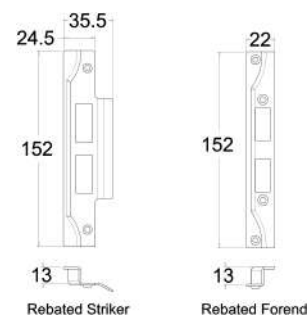
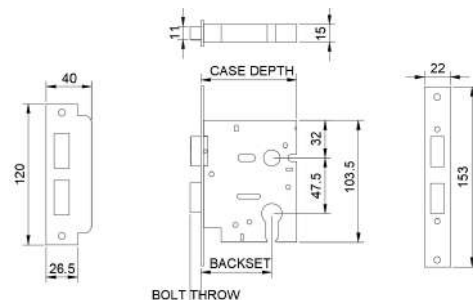
## JMC60, JMC46, JMC30

Cylinder mortice lock designed to suit euro profile cylinders. Popular for domestic use, such as front doors, this lock offers a high level of strength and reliability. The lock's profile matches the JM560, JM560D, JMC60D, JMC60SL, JMC60SLUP, JM160, JM560SL, JM560SLUP, and JM560L series locks. The latch bolt is reversible. Cylinder and keys are not included.

Product Code	JMC60	JMC46	JMC30
Backset (mm)	60	46	30
Cylinder	Not included; sourced externally	Not included; sourced externally	Not included; sourced externally
Cylinder Profile	Euro	Euro	Euro
Latch Bolt Retract	Handle & cylinder	Handle & cylinder	Handle
Deadbolt Retract	Cylinder	Cylinder	Cylinder
Keys	Not included; sourced externally	Not included; sourced externally	Not included; sourced externally
Follower Springing	Double	Double	Single
Follower	8mm Square	8mm Square	8mm Square
Forend and Striker	Plain; rebated optional	Plain; rebated optional	Plain; rebated optional
Dust Box	Optional	Optional	Optional
Case	Galvanneal	Galvanneal	Galvanneal
Latch Bolt	Brass	Brass	Brass
Deadbolt	Brass with hardened pins	Brass with hardened pins	Brass with hardened pins
Deadbolt Throw (mm)	14	14	10
Case Depth (mm)	84	70	54



JMC60



### Miscellaneous

Product Code	Description
<b>KITJMC60</b>	Plain forend, striker, and screw kit to suit JMC60, JM560, and JM160 series locks.
<b>KITRJMC60R</b>	Rebated forend, striker, and screw kit to suit JMC60, JM560, and JM160 series locks.
<b>SCREW PACK JMC60</b>	Screw pack for JMC60, JM560, and JM160 series locks.
<b>DBJMC60</b>	Matt black dust box for JMC60, JM560, and JM160 series locks. Dust boxes fit plain strikers only.

### Ordering Information

Choose finish of striker and forend from the following list: AB, CP, FB, MB, NP, PB, PBU, SB, SBU, SCP, SN, SSS (SSS unavailable for rebated).

Locks come with plain striker and forend as the default, specify 'R' for rebated.

Specify 'body' for lock body only without striker, forend, and screws.

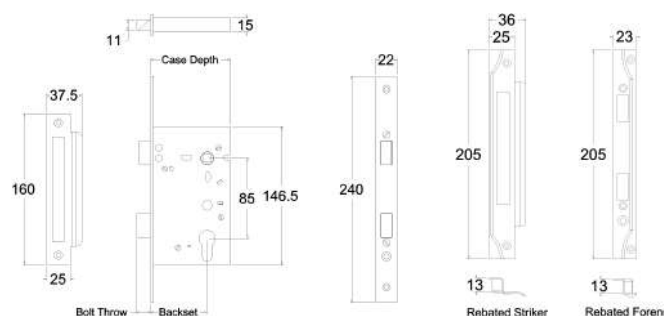
## JMCL60, JMCL46

Long body cylinder lock designed to suit euro profile cylinders. Features an 85mm center-to-center distance from cylinder to spindle, providing a spacious aesthetic and more room for larger handles. Double sprung as standard, with an option for triple sprung for extra heavy unsprung door furniture. The latch bolt is reversible. Cylinder and keys are not included.

Product Code	JMCL60	JMCL46
Backset (mm)	60	46
Cylinder	Not included; sourced externally	Not included; sourced externally
Cylinder Profile	Euro	Euro
Latch Bolt Retract	Handle & cylinder	Handle & cylinder
Deadbolt Retract	Cylinder	Cylinder
Keys	Not included; sourced externally	Not included; sourced externally
Follower Springing	Double; triple optional	Double; triple optional
Follower	8mm Square	8mm Square
Forend and Striker	Plain; rebated optional	Plain; rebated optional
Dust Box	Optional	Optional
Case	Galvanneal	Galvanneal
Latch Bolt	Brass	Brass
Deadbolt	Brass with hardened pins	Brass with hardened pins
Deadbolt Throw (mm)	13	13
Case Depth (mm)	84	70



JMCL60



### Miscellaneous

Product Code	Description
KITJMCL60	Plain forend, striker, and screw kit to suit JMCL60 and JMCL46.
KITRJMCL60R	Rebated forend, striker, and screw kit to suit JMCL60, JMCL46, JMCL60PV, and JMCL46PV.
JMCL PV FOLLOWER [4.8mm square / 5.1mm square / 6.5mm square / 8.0mm square / 6x2mm flat tail]	Follower to be installed into JMCL60 series lock after manufacturing. Replaces a cylinder and turns the cylinder lock into a privacy lock. See the <a href="#">JMCLPV60 series</a> page for more information.
DBJMCL	Matt black dust box for JMCL60, JMCL46, JMCL60PV, and JMCL46PV. Dust boxes fit plain strikers only.

### Ordering Information

Choose finish of striker and forend from the following list: AB, CP, FB, MB, NP, PB, PBU, SB, SBU, SCP, SN, SSS (SSS unavailable for rebated).

Locks come with plain striker and forend as the default, specify 'R' for rebated.

Specify 'body' for lock body only without striker, forend, and screws.

Specify 'TS' for triple sprung if required.



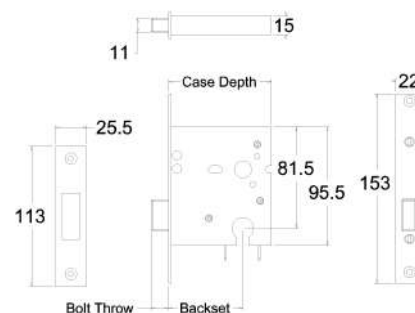
## JMC60D, JMC46D, JMC30D

Cylinder mortice deadbolt-only lock designed to suit euro profile cylinders. This lock's features are the same as the JMCD60 series lock while its lock profile matches the JMC60, JM560, JM560D, JMC60SL, JMC60SLUP, JM160, JM560SL, JM560SLUP, and JM560L series locks. It has a deadbolt only and no latch, making it suitable for a range of applications such as side doors with low foot traffic. Cylinder and keys are not included.

Product Code	JMC60D	JMC46D	JMC30D
Backset (mm)	60	46	30
Cylinder	Not included; sourced externally	Not included; sourced externally	Not included; sourced externally
Cylinder Profile	Euro	Euro	Euro
Deadbolt Retract	Cylinder	Cylinder	Cylinder
Keys	Not included; sourced externally	Not included; sourced externally	Not included; sourced externally
Follower	Nil	Nil	Nil
Forend and Striker	Plain; rebated optional	Plain; rebated optional	Plain; rebated optional
Dust Box	Optional	Optional	Optional
Case	Galvanneal	Galvanneal	Galvanneal
Latch Bolt	Nil	Nil	Nil
Deadbolt	Brass with hardened pins	Brass with hardened pins	Brass with hardened pins
Deadbolt Throw (mm)	14	14	10
Case Depth (mm)	84	70	54

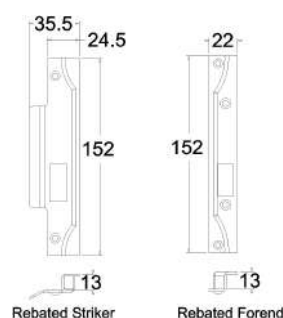


JMC60D



### Miscellaneous

Product Code	Description
KITJMC60D	Plain forend, striker, and screw kit to suit JMC60D and JM560D series locks.
KITRJMC60DR LH	Left-handed rebated forend, striker, and screw kit to suit JMC60D and JM560D series locks.
KITRJMC60DR RH	Right-handed rebated forend, striker, and screw kit to suit JMC60D and JM560D series locks.
DBJMC60D	Matt black dust box to suit JMC60D, JMCD60, JM560D, and JM29 series locks. Dust boxes fit plain strikers only.



### Ordering Information

Choose finish of striker and forend from the following list: AB, CP, FB, MB, NP, PB, PBU, SB, SBU, SCP, SN (SSS unavailable).

Locks come with plain striker and forend as the default, specify 'R' for rebated.

Specify 'body' for lock body only without striker, forend, and screws.

Rebated locks/kits only: please specify LH or RH, refer to the [HANDING](#) page for diagram.

## JMCD60 (formerly JMC29), JMCD46

Cylinder mortice deadbolt-only lock designed to suit euro profile cylinders. This lock's features are the same as the JMC60D series lock but has a shorter lock profile. Features a deadbolt only and no latch, making it suitable for a range of applications such as side doors with low foot traffic. Cylinder and keys are not included.

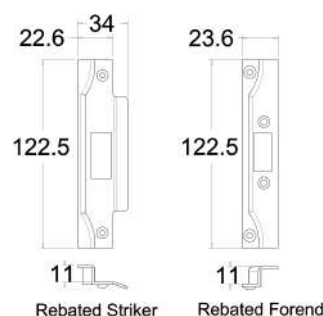
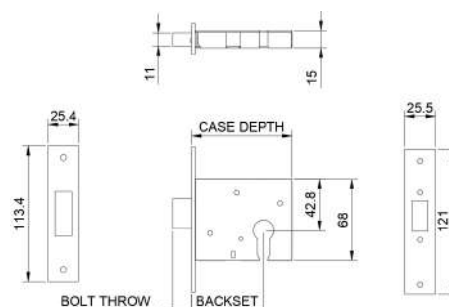
Product Code	JMCD60	JMCD46
Backset (mm)	60	46
Cylinder	Not included; sourced externally	Not included; sourced externally
Cylinder Profile	Euro	Euro
Deadbolt Retract	Cylinder	Cylinder
Keys	Not included; sourced externally	Not included; sourced externally
Follower	Nil	Nil
Forend and Striker	Plain; rebated optional	Plain; rebated optional
Dust Box	Matt black (excluding rebated)	Matt black (excluding rebated)
Case	Galvanneal	Galvanneal
Latch Bolt	Nil	Nil
Deadbolt	Brass with hardened pins	Brass with hardened pins
Deadbolt Throw (mm)	14	14
Case Depth (mm)	84	70

### Miscellaneous

Product Code	Description
KITJMCD60	Plain forend, striker, dust box, and screw kit to suit JMCD60 and JMCD46.
KITRJMCD60R	Rebated forend, striker, and screw kit to suit JMCD60 and JMCD46.
DBJMCD60	Matt black dust box to suit JMC60D, JMCD60, JM560D, and JM29 series locks. Dust boxes fit plain strikers only. This dust box is supplied with orders of plain JMCD60 series kits and locks.



JMCD60



### Ordering Information

Choose finish of striker and forend from the following list: AB, CP, FB, MB, NP, PB, PBU, SB, SBU, SCP, SN (SSS unavailable).

Locks come with plain striker, forend, and dust box as the default, specify 'R' for rebated (no dust box with rebated).

Specify 'body' for lock body only without striker, forend, dust box, and screws.

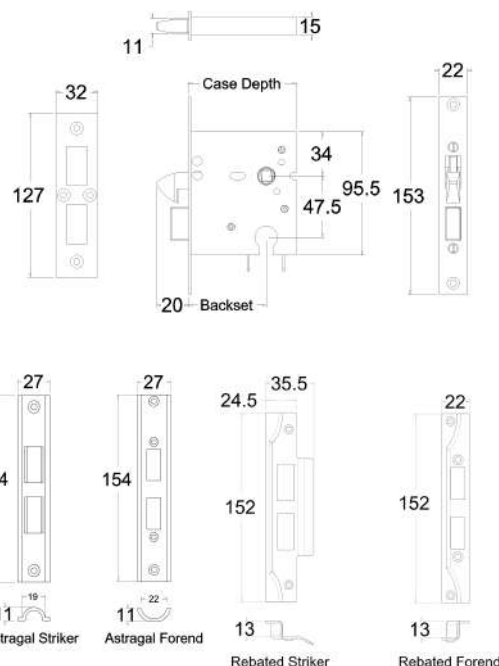
## JMC60SL, JMC46SL, JMC60SLUP, JMC46SLUP

Cylinder mortice lock suitable for sliding doors. This lock offer good security in a sliding door application. The lock's profile matches the JMC60, JM560, JM560D, JMC60D, JM160, JM560SL, JM560SLUP, and JM560L series locks except a hook replaces the latch. The hook stays out and cannot retract inside the lock. The bottom bolt serves to secure the door from vertical movement. In the JMC60SL and JMC46SL the hook is lifted by turning of handle and springs down when the handle is released, whereas in the JMC60SLUP and JMC46SLUP a handle is not used and the hook is lifted by turning of cylinder and stays up. Cylinder and keys are not included.

Product Code	JMC60SL	JMC46SL	JMC60SLUP	JMC46SLUP
Backset (mm)	60	46	60	46
Cylinder	Not included; sourced externally	Not included; sourced externally	Not included; sourced externally	Not included; sourced externally
Cylinder Profile	Euro	Euro	Euro	Euro
Hook Lift	Handle	Handle	Cylinder	Cylinder
Deadbolt Retract	Cylinder	Cylinder	Cylinder	Cylinder
Keys	Not included; sourced externally	Not included; sourced externally	Not included; sourced externally	Not included; sourced externally
Follower Springing	N/A	N/A	Nil	Nil
Follower	8mm Square	8mm Square	Nil	Nil
Forend and Striker	Plain; rebated or astragal optional	Plain; rebated or astragal optional	Plain; rebated or astragal optional	Plain; rebated or astragal optional
Dust Box	Nil	Nil	Nil	Nil
Case	Galvanneal	Galvanneal	Galvanneal	Galvanneal
Hook	Brass	Brass	Brass	Brass
Deadbolt	Brass	Brass	Brass	Brass
Deadbolt Throw (mm)	14	14	14	14
Case Depth (mm)	84	70	84	70



JMC60SL



### Miscellaneous

Product Code	Description
KITJMC60SL	Plain forend, striker, and screw kit to suit JMC60SL, JMC60SLUP, JM560SL, and JM560SLUP series locks.
KITRJMC60SLR	Rebated forend, striker, and screw kit to suit JMC60SL, JMC60SLUP, JM560SL, and JM560SLUP series locks.
KITAJMC60SLA	Astragal forend, striker, and screw kit to suit JMC60SL, JMC60SLUP, JM560SL, and JM560SLUP series locks.

### Ordering Information

Choose finish of striker and forend from the following list: AB, CP, FB, MB, NP, PB, PBU, SB, SBU, SCP, SN, SSS (SSS unavailable for rebated or astragal).

Locks come with plain striker and forend as the default, specify 'R' for rebated or 'A' for astragal.

Specify 'body' for lock body only without striker, forend, and screws.

## JMHSLC60, JMHSLC46

Cylinder mortice lock suitable for double sliding doors. Features very strong 5mm thick stainless steel claws. The claws throw vertically up and down to prevent track jumping when under attack. The claws are flush when unlocked. The case is the same as the JMHSPLV60 series lock. Cylinder and keys are not included.

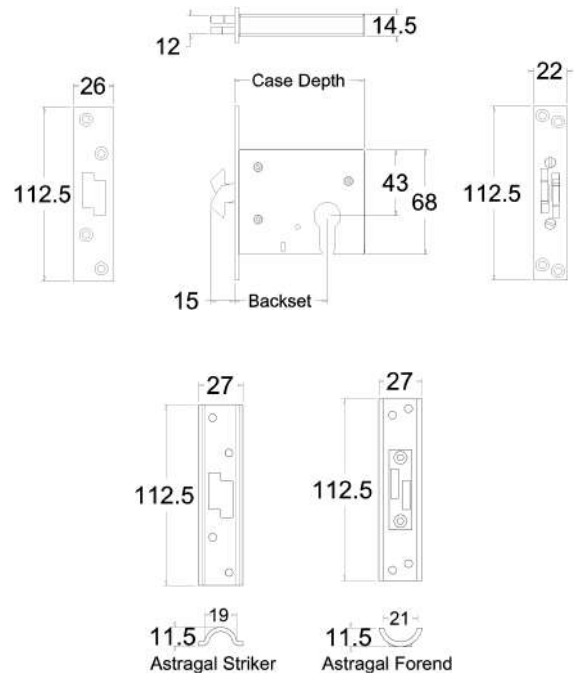
Product Code	JMHSLC60	JMHSLC46
Backset (mm)	60	46
Cylinder	Not included; sourced externally	Not included; sourced externally
Cylinder Profile	Euro	Euro
Claw Retract	Cylinder	Cylinder
Keys	Not included; sourced externally	Not included; sourced externally
Follower	Nil	Nil
Forend and Striker	Plain; astragal optional	Plain; astragal optional
Dust Box	Optional	Optional
Case	Galvanneal	Galvanneal
Claws	Stainless steel	Stainless steel
Case Depth (mm)	84	70

### Miscellaneous

Product Code	Description
<b>KITJMHSLC60</b>	Plain forend, striker, and screw kit to suit JMHSLC60, JMHSPLV60, and JMHSLS60 series locks.
<b>KITAJMHSLC60A</b>	Astragal forend, striker, and screw kit to suit JMHSLC60, JMHSPLV60, and JMHSLS60 series locks.
<b>JMHSL PV FOLLOWER [4.8mm square / 5.1mm square / 6.5mm square / 8.0mm square / 6x2mm flat tail]</b>	Follower to be installed into JMHSLC60 series lock after manufacturing. Replaces a cylinder and turns the cylinder lock into a privacy lock. See the <a href="#">JMHSPLV60 series</a> page for more information.
<b>DBJMHS</b>	Matt black dust box to suit JMHSLS60, JMHSLC60, and JMHSPLV60 series locks. Dust boxes fit plain strikers only.



JMHSLC60A



### Ordering Information

Choose finish of striker and forend from the following list: AB, CP, FB, MB, NP, PB, PBU, SB, SBU, SCP, SN, SSS (SSS unavailable for astragal).


Locks come with plain striker and forend as the default, specify 'A' for astragal.

Specify 'body' for lock body only without striker, forend, and screws.

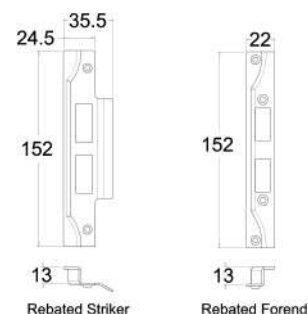
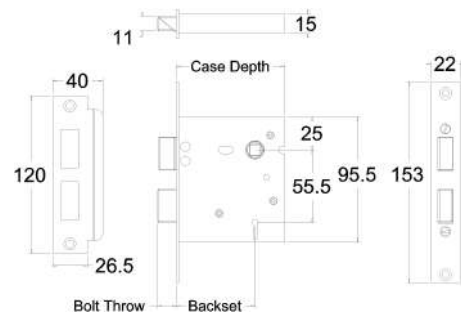
## JM560, JM546, JM530 (formerly JM25)

Five lever mortice lock. Popular for domestic use, such as front doors, this lock offers a high level of security and protection from both physical attack and manipulation. The lock's profile matches the JMC60, JM560D, JMC60D, JMC60SL, JMC60SLUP, JM160, JM560SL, JM560SLUP, and JM560L series locks. The latch bolt is reversible.

Product Code	JM560	JM546	JM530
Backset (mm)	60	46	30
Levers	5	5	5
Differs	334	334	334
Latch Bolt Retract	Handle	Handle	Handle
Deadbolt Retract	Key	Key	Key
Keys	2	2	2
Key Type	747	747	747
Follower Springing	Single; double optional	Single; double optional	Single
Follower	8mm Square	8mm Square	8mm Square
Forend and Striker	Plain; rebated optional	Plain; rebated optional	Plain; rebated optional
Dust Box	Optional	Optional	Optional
Case	Galvanneal	Galvanneal	Galvanneal
Latch Bolt	Brass	Brass	Brass
Deadbolt	Brass with hardened pins	Brass with hardened pins	Brass with hardened pins
Deadbolt Throw (mm)	14	14	10
Case Depth (mm)	84	70	54



JM560



### Miscellaneous

Product Code	Description
KITJM560	Plain forend, striker, and screw kit to suit JMC60, JM560, and JM160 series locks.
KITRJM560R	Rebated forend, striker, and screw kit to suit JMC60, JM560, and JM160 series locks.
747	747 key blank for Jacksons 5 lever locks.
KEY 5L	Extra cut key for 5 lever lock to suit JM560, JMW127, JM29, etc. series locks (excluding JMHSL).
LEVER 5L	Lever for Jacksons 5 lever locks (excluding JM530, JM530D, JMW101) (specify lever number between 1-6).
LEVER 5L JM530	Lever for JM530, JM530D, and JMW101 (specify lever number between 1-6).
LEVER PACK 5L 2 KEYS	Two randomly cut keys paired with matching levers for Jacksons 5-lever locks (excl. JMHSL, JM530, JM530D, JMW101).
LEVER PACK 5L JM530 2 KEYS	Two randomly cut keys paired with matching levers to suit JM530, JM530D, and JMW101.
SCREW PACK JM560	Screw pack for JMC60, JM560, and JM160 series locks.
DBJM560	Matt black dust box for JMC60, JM560, and JM160 series locks. Dust boxes fit plain strikers only.

### Ordering Information

Choose finish of striker and forend from the following list: AB, CP, FB, MB, NP, PB, PBU, SB, SBU, SCP, SN, SSS (SSS unavailable for rebated).

Locks come with plain striker and forend as the default, specify 'R' for rebated.

Specify 'body' for lock body only without striker, forend, and screws.

Locks are keyed to differ by default, for keyed alike please specify 'KA' (no charge).

JM560 and JM546 only: specify 'DS' for double sprung if required.

Two keys per lock is standard, please state if you require a different number of keys.

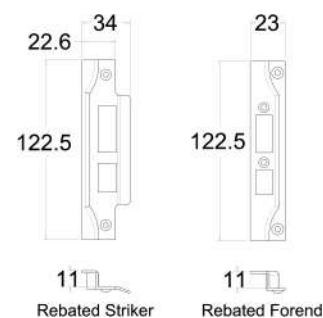
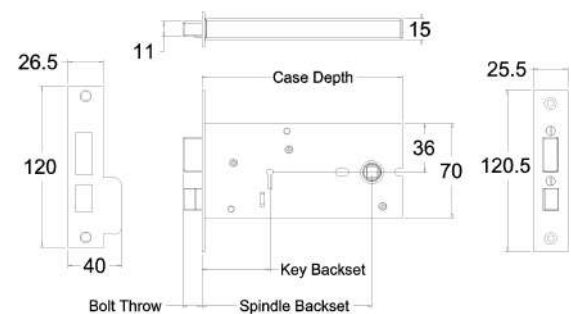
## JMW127, JMW101

Five lever mortice lock with old style configuration. In this lock the keyhole and spindle are aligned horizontally. Replaces many types of old locks. The latch bolt is reversible.

Product Code	JMW127	JMW101
Keyhole Backset	51	38
Follower Backset	127	101
Levers	5	5
Differs	334	334
Latch Bolt Retract	Handle	Handle
Deadbolt Retract	Key	Key
Keys	2	2
Key Type	747	747
Follower Springing	Light double	Light double
Follower	8mm Square	8mm Square
Forend and Striker	Plain; rebated optional	Plain; rebated optional
Dust Box	Nil	Nil
Case	Galvanneal	Galvanneal
Latch Bolt	Brass	Brass
Deadbolt	Brass with hardened pins	Brass with hardened pins
Deadbolt Throw (mm)	14	14
Case Depth (mm)	150	124



JMW101



### Miscellaneous

Product Code	Description
KITJMW127	Plain forend, striker, and screw kit to suit JMW127 and JMW101.
KITRJMW127R LH	Left-handed rebated forend, striker, and screw kit to suit JMW127 and JMW101.
KITRJMW127R RH	Right-handed rebated forend, striker, and screw kit to suit JMW127 and JMW101.
747	747 key blank for Jacksons 5 lever locks.
KEY 5L	Extra cut key for 5 lever lock to suit JM560, JMW127, JM29, etc. series locks (excluding JMHSLS).
LEVER 5L	Lever for JMW127 and other Jacksons 5 lever locks (excluding JM530, JM530D, JMW101) (specify lever number between 1-6).
LEVER 5L JMW101	Lever for JM530, JM530D, and JMW101 (specify lever number between 1-6).
LEVER PACK 5L 2 KEYS	Two randomly cut keys paired with matching levers for Jacksons 5-lever locks (excl. JMHSLS, JM530, JM530D, JMW101).
LEVER PACK 5L JMW101 2 KEYS	Two randomly cut keys paired with matching levers to suit JM530, JM530D, and JMW101.

### Ordering Information

Choose finish of striker and forend from the following list: AB, CP, FB, MB, NP, PB, PBU, SB, SBU, SCP, SN (SSS unavailable).

Locks come with plain striker and forend as the default, specify 'R' for rebated.

Specify 'body' for lock body only without striker, forend, and screws.

Locks are keyed to differ by default, for keyed alike please specify 'KA' (no charge).

Two keys per lock is standard, please state if you require a different number of keys.

Rebated locks/kits only: please specify LH or RH, refer to the [HANDING](#) page for diagram. Plain strikers are not handed.



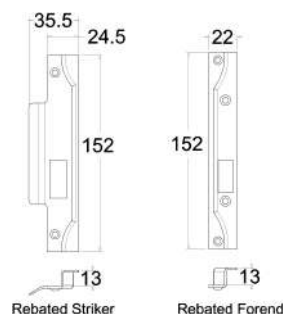
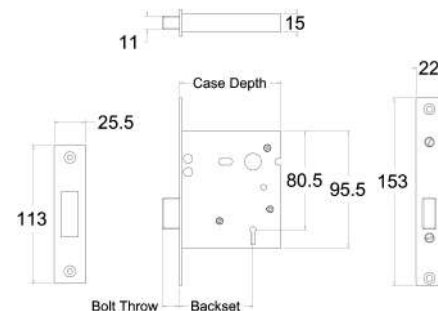
## JM560D, JM546D, JM530D (formerly JM25D)

Five lever mortice deadbolt-only lock. It has a deadbolt only and no latch, making it suitable for a range of applications such as side doors with low foot traffic. This lock's features are similar to the JM29 while its lock profile matches the JMC60, JM560, JMC60D, JMC60SL, JMC60SLUP, JM160, JM560SL, JM560SLUP and JM560L series locks.

Product Code	JM560D	JM546D	JM530D
Backset (mm)	60	46	30
Levers	5	5	5
Differs	334	334	334
Deadbolt Retract	Key	Key	Key
Keys	2	2	2
Key Type	747	747	747
Follower	Nil	Nil	Nil
Forend and Striker	Plain; rebated optional	Plain; rebated optional	Plain; rebated optional
Dust Box	Optional	Optional	Optional
Case	Galvanneal	Galvanneal	Galvanneal
Latch Bolt	Nil	Nil	Nil
Deadbolt	Brass with hardened pins	Brass with hardened pins	Brass with hardened pins
Deadbolt Throw (mm)	14	14	10
Case Depth (mm)	84	70	54



JM560D



### Miscellaneous

Product Code	Description
<b>KITJM560D</b>	Plain forend, striker, and screw kit to suit JMC60D and JM560D series locks.
<b>KITRJ560DR LH</b>	Left-handed rebated forend, striker, and screw kit to suit JMC60D and JM560D series locks.
<b>KITRJ560DR RH</b>	Right-handed rebated forend, striker, and screw kit to suit JMC60D and JM560D series locks.
<b>747</b>	747 key blank for Jacksons 5 lever locks.
<b>KEY 5L</b>	Extra cut key for 5 lever lock to suit JM560, JMW127, JM29, etc. series locks (excluding JMHS�).
<b>LEVER 5L</b>	Lever for Jacksons 5 lever locks (excluding JM530, JM530D, JMW101) (specify lever number between 1-6).
<b>LEVER 5L JM530D</b>	Lever for JM530, JM530D, and JMW101 (specify lever number between 1-6).
<b>LEVER PACK 5L 2 KEYS</b>	Two randomly cut keys paired with matching levers for Jacksons 5-lever locks (excl. JMHS�, JM530, JM530D, JMW101).
<b>LEVER PACK 5L JM530D 2 KEYS</b>	Two randomly cut keys paired with matching levers to suit JM530, JM530D, and JMW101.
<b>DBJM560D</b>	Matt black dust box to suit JMC60D, JMC60, JM560D, and JM29 series locks. Dust boxes fit plain strikers only.

### Ordering Information

Choose finish of striker and forend from the following list: AB, CP, FB, MB, NP, PB, PBU, SB, SBU, SCP, SN (SSS unavailable).

Locks come with plain striker and forend as the default, specify 'R' for rebated.

Specify 'body' for lock body only without striker, forend, and screws.

Locks are keyed to differ by default, for keyed alike please specify 'KA' (no charge).

Two keys per lock is standard, please state if you require a different number of keys.

Rebated locks/kits only: please specify LH or RH, refer to the [HANDING](#) page for diagram.

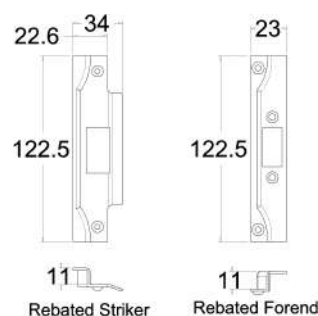
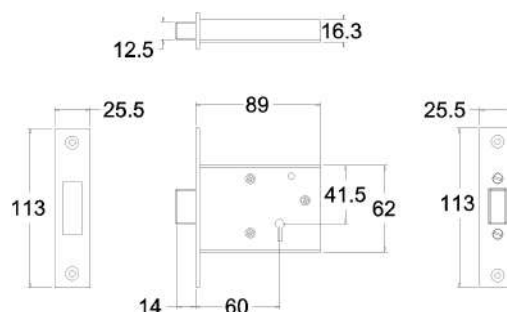
## JM29

Five lever mortice deadbolt-only lock. It has a deadbolt only and no latch, making it suitable for a range of applications such as side doors with low foot traffic. Includes a curtain inside the keyhole for resistance against picking. This lock's features are similar to the JM560D series locks but has a shorter lock profile.

Product Code	JM29
Backset (mm)	60
Levers	5
Differs	1080
Deadbolt Retract	Key
Keys	2
Key Type	747
Escutcheon	1 x inner 1 x outer
Follower	Nil
Forend and Striker	Plain; rebated optional
Dust Box	Matt black (excluding rebated)
Case	Galvanneal
Latch Bolt	Nil
Deadbolt	Brass with hardened pins
Deadbolt Throw (mm)	14
Case Depth (mm)	89



JM29



### Miscellaneous

Product Code	Description
KITJM29	Plain forend, striker, dust box, escutcheon, and screw kit to suit JM29.
KITRJM29R	Rebated forend, striker, escutcheon, and screw kit to suit JM29.
747	747 key blank for Jacksons 5 lever locks.
KEY 5L	Extra cut key for 5 lever lock to suit JM560, JMW127, JM29, etc. series locks (excluding JMHS�).
LEVER 5L	Lever for Jacksons 5 lever locks (excluding JM530, JM530D, JMW101) (specify lever number between 1-6).
LEVER PACK 5L 2 KEYS	Two randomly cut keys paired with matching levers for Jacksons 5-lever locks (excl. JMHS�, JM530, JM530D, JMW101).
DBJM29	Matt black dust box to suit JMC60D, JMCD60, JM560D, and JM29 series locks. This dust box is supplied with orders of plain JM29 kits and locks.

### Ordering Information

Choose finish of striker, forend, and escutcheon from the following list: AB, CP, FB, MB, NP, PB, PBU, SB, SBU, SCP, SN (SSS unavailable).

Locks come with plain striker, forend, dust box, and escutcheon as the default, specify 'R' for rebated (no dust box with rebated).

Specify 'body' for lock body only without striker, forend, dust box, escutcheon, and screws.

Locks are keyed to differ by default, for keyed alike please specify 'KA' (no charge).

Two keys per lock is standard, please state if you require a different number of keys.

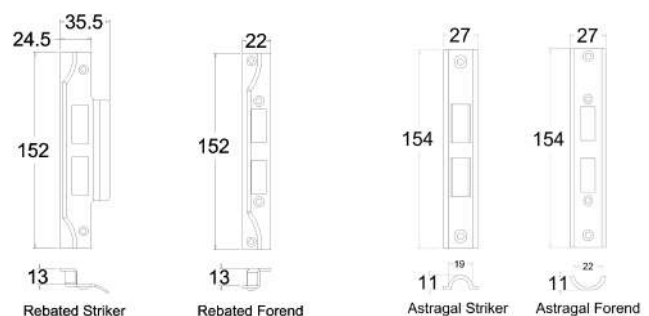
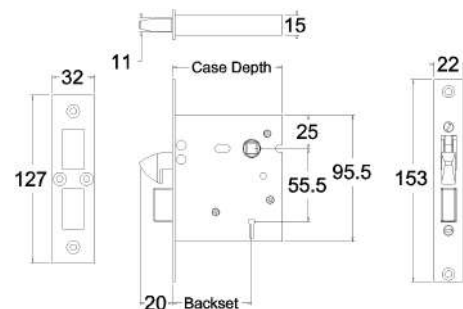
## JM560SL, JM546SL, JM560SLUP, JM546SLUP

Five lever mortice lock suitable for sliding doors. This lock offer good security in a sliding door application. The lock's profile matches the JMC60, JM560, JM560D, JMC60D, JMC60SL, JMC60SLUP, JM160, and JM560L locks except a hook replaces the latch. The hook stays out and cannot retract inside the lock. In the JM560SL and JM546SL the hook is lifted by turning of handle and springs down when the handle is released, whereas in the JM560SLUP and JM546SLUP a handle is not used and the hook is lifted by turning of key and stays up. The bottom bolt serves to secure the door from vertical movement.

Product Code	JM560SL	JM546SL	JM560SLUP	JM546SLUP
Backset (mm)	60	46	60	46
Levers	5	5	5	5
Differs	334	334	334	334
Hook Lift	Handle	Handle	Key	Key
Deadbolt Retract	Key	Key	Key	Key
Keys	2	2	2	2
Key Type	747	747	747	747
Follower Springing	N/A	N/A	Nil	Nil
Follower	8mm Square	8mm Square	Nil	Nil
Forend and Striker	Plain; rebated or astragal optional	Plain; rebated or astragal optional	Plain; rebated or astragal optional	Plain; rebated or astragal optional
Dust Box	Nil	Nil	Nil	Nil
Case	Galvanneal	Galvanneal	Galvanneal	Galvanneal
Hook	Brass	Brass	Brass	Brass
Deadbolt	Brass with hardened pins	Brass with hardened pins	Brass with hardened pins	Brass with hardened pins
Deadbolt Throw (mm)	14	14	14	14
Case Depth (mm)	84	70	84	70



JM560SL



### Miscellaneous

Product Code	Description
<b>KITJM560SL</b>	Plain forend, striker, and screw kit to suit JMC60SL, JMC60SLUP, JM560SL, and JM560SLUP series locks.
<b>KITRJM560SLR</b>	Rebated forend, striker, and screw kit to suit JMC60SL, JMC60SLUP, JM560SL, and JM560SLUP series locks.
<b>KITAJM560SLA</b>	Astragal forend, striker, and screw kit to suit JMC60SL, JMC60SLUP, JM560SL, and JM560SLUP series locks.
<b>747</b>	747 key blank for Jacksons 5 lever locks.
<b>KEY 5L</b>	Extra cut key for 5 lever lock to suit JM560, JMW127, JM29, etc. series locks (excluding JMHS1).
<b>LEVER 5L</b>	Lever for Jacksons 5 lever locks (excluding JM530, JM530D, JMW101) (specify lever number between 1-6).
<b>LEVER PACK 5L 2 KEYS</b>	Two randomly cut keys paired with matching levers for Jacksons 5-lever locks (excl. JMHS1, JM530, JM530D, JMW101).

### Ordering Information

Choose finish of striker and forend from the following list: AB, CP, FB, MB, NP, PB, PBU, SB, SBU, SCP, SN, SSS (SSS unavailable for rebated or astragal).

Locks come with plain striker and forend as the default, specify 'R' for rebated or 'A' for astragal.

Specify 'body' for lock body only without striker, forend, and screws.

Locks are keyed to differ by default, for keyed alike please specify 'KA' (no charge).

Two keys per lock is standard, please state if you require a different number of keys.

## JMHSL560, JMHSL546

Five lever mortice lock suitable for double sliding doors. This lock offer good security in a sliding door application. Features very strong 5mm thick stainless steel claws. The claws throw vertically up and down to prevent track jumping when under attack. The claws are flush when unlocked.

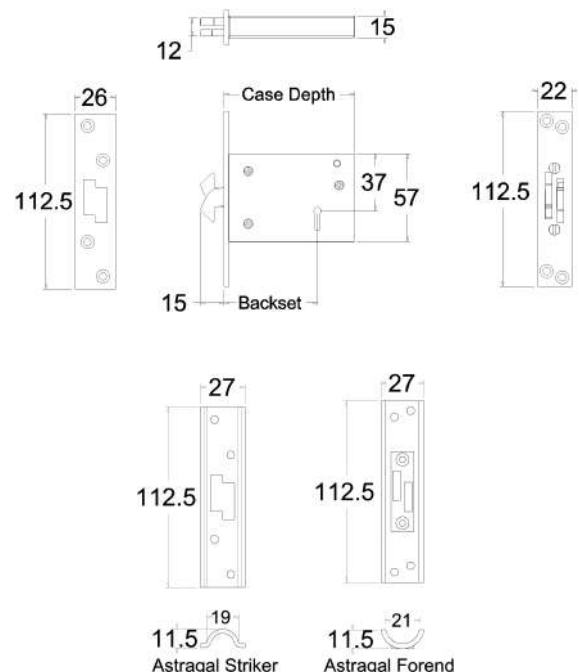
Product Code	JMHSL560	JMHSL546
Backset (mm)	60	46
Levers	5	5
Differs	334	334
Claw Retract	Key	Key
Keys	2	2
Key Type	747	747
Follower	Nil	Nil
Forend and Striker	Plain; astragal optional	Plain; astragal optional
Dust Box	Optional	Optional
Case	Galvanneal	Galvanneal
Claws	Stainless steel	Stainless steel
Deadbolt	Nil	Nil
Case Depth (mm)	84	70

### Miscellaneous

Product Code	Description
<b>KITJMHSL560</b>	Plain forend, striker, and screw kit to suit JMHSCL60, JMHSPLV60, and JMHSLS60 series locks.
<b>KITAJMHSL560A</b>	Astragal forend, striker, and screw kit to suit JMHSCL60, JMHSPLV60, and JMHSLS60 series locks.
<b>747</b>	747 key blank for Jacksons 5 lever locks.
<b>KEY 5L JMHSL</b>	Extra cut key for 5 lever lock to suit JMHSLS60 & JMHSLS46.
<b>LEVER 5L</b>	Lever for Jacksons 5 lever locks (excluding JM530, JM530D, JMW101) (specify lever number between 1-6).
<b>LEVER PACK 5L JMHSL 2 KEYS</b>	Two randomly cut keys paired with matching levers for JMHSLS60 series locks.
<b>DBJMHSLS</b>	Matt black dust box to suit JMHSLS60, JMHSCL60, and JMHSPLV60 series locks. Dust boxes fit plain strikers only.



JMHSLS46A



### Ordering Information

Choose finish of striker and forend from the following list: AB, CP, FB, MB, NP, PB, PBU, SB, SBU, SCP, SN, SSS (SSS unavailable for astragal).

Locks come with plain striker and forend as the default, specify 'A' for astragal.

Specify 'body' for lock body only without striker, forend, and screws.

Locks are keyed to differ by default, for keyed alike please specify 'KA' (no charge).

Two keys per lock is standard, please state if you require a different number of keys.

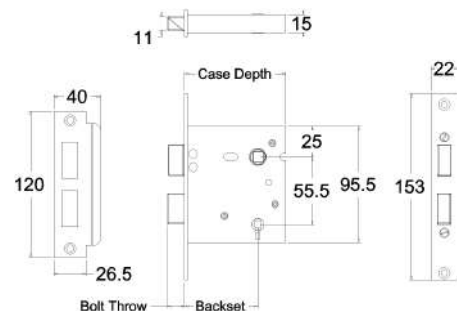
## JM160, JM146, JM130 (formerly JM125)

Privacy mortice lock designed for operation with a handle at the top and turn snib at the bottom. This lock's profile matches the JMC60, JM560, JM560D, JMC60D, JMC60SL, JMC60SLUP, JM560SL, JM560SLUP, and JM560L series locks. This lock is ideal for bathrooms and similar places. The latch bolt is reversible.

Product Code	JM160	JM146	JM130
Backset (mm)	60	46	30
Latch Bolt Retract	Handle	Handle	Handle
Deadbolt Retract	Turn snib	Turn snib	Turn snib
Keys	Not key operated	Not key operated	Not key operated
Handle Follower Springing (Top)	Single; double optional	Single; double optional	Single
Handle Follower Broach	8mm square	8mm square	8mm square
Turn Snib Follower Broach	4.8sq, 5.1sq, 6.5sq, 8.0sq, or 6x2 flat tail	4.8sq, 5.1sq, 6.5sq, 8.0sq, or 6x2 flat tail	4.8sq, 5.1sq, 6.5sq, 8.0sq, or 6x2 flat tail
Forend and Striker	Plain; rebated optional	Plain; rebated optional	Plain; rebated optional
Dust Box	Optional	Optional	Optional
Case	Galvanneal	Galvanneal	Galvanneal
Latch Bolt	Brass	Brass	Brass
Deadbolt	Brass with hardened pins	Brass with hardened pins	Brass with hardened pins
Deadbolt Throw (mm)	14	14	10
Case Depth (mm)	84	70	54

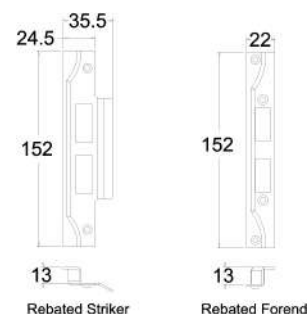


JM160



### Miscellaneous

Product Code	Description
KITJM160	Plain forend, striker, and screw kit to suit JMC60, JM560, and JM160 series locks.
KITRJM160R	Rebated forend, striker, and screw kit to suit JMC60, JM560, and JM160 series locks.
SCREW PACK JM160	Screw pack for JMC60, JM560, and JM160 series locks.
DBJM160	Matt black dust box for JMC60, JM560, and JM160 series locks. Dust boxes fit plain strikers only.



### Ordering Information

Choose finish of striker and forend from the following list: AB, CP, FB, MB, NP, PB, PBU, SB, SBU, SCP, SN, SSS (SSS unavailable for rebated).

Locks come with plain striker and forend as the default, specify 'R' for rebated.

Specify 'body' for lock body only without striker, forend, and screws.

Please specify a broach size to suit your turn snib (4.8mm square, 5.1mm square, 6.5mm square, 8.0mm square, or 6x2mm flat tail).

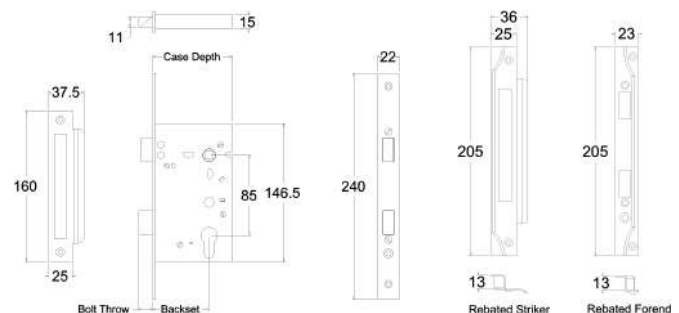
## JMCL60PV, JMCL46PV

Privacy long body lock designed for operation with a handle at the top and turn snib at the bottom. Features an 85mm center-to-center distance from turn snib to spindle, providing a spacious aesthetic and more room for larger handles. Double sprung as standard, with an option for triple sprung for extra heavy unsprung door furniture. The latch bolt is reversible. The case is the same as the JMCL60 series cylinder locks apart from that a privacy follower is used in place of a cylinder.

Product Code	JMCL60PV	JMCL46PV
Backset (mm)	60	46
Latch Bolt Retract	Handle	Handle
Deadbolt Retract	Turn snib	Turn snib
Keys	Not key operated	Not key operated
Handle Follower Springing	Double; triple optional	Double; triple optional
Handle Follower	8mm Square	8mm Square
Turn Snib Follower Broach	4.8sq, 5.1sq, 6.5sq, 8.0sq, or 6x2 flat tail	4.8sq, 5.1sq, 6.5sq, 8.0sq, or 6x2 flat tail
Forend and Striker	Plain; rebated optional	Plain; rebated optional
Dust Box	Optional	Optional
Case	Galvanneal	Galvanneal
Latch Bolt	Brass	Brass
Deadbolt	Brass with hardened pins	Brass with hardened pins
Deadbolt Throw (mm)	13	13
Case Depth (mm)	84	70



JMCL60PV



### Miscellaneous

Product Code	Description
<b>KITJMCL60PV</b>	Plain forend, striker, and screw kit to suit JMCL60PV and JMCL46PV.
<b>KITRJMCL60PVR</b>	Rebated forend, striker, and screw kit to suit JMCL60, JMCL46, JMCL60PV, and JMCL46PV.
<b>JMCL PV FOLLOWER [4.8mm square / 5.1mm square / 6.5mm square / 8.0mm square / 6x2mm flat tail]</b>	Spare follower for JMCLPV60 and JMCLPV46 locks.
<b>DBJMCL</b>	Matt black dust box for JMCL60, JMCL46, JMCL60PV, and JMCL46PV. Dust boxes fit plain strikers only.

### Ordering Information

Choose finish of striker and forend from the following list: AB, CP, FB, MB, NP, PB, PBU, SB, SBU, SCP, SN, SSS (SSS unavailable for rebated).

Locks come with plain striker and forend as the default, specify 'R' for rebated.

Specify 'body' for lock body only without striker, forend, and screws.


Specify 'TS' for triple sprung if required.



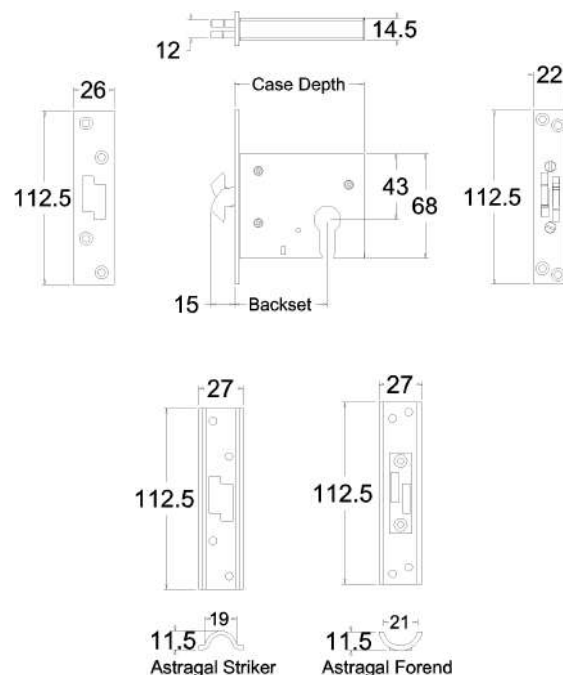
## JMHSLPV60, JMHSLPV46

Privacy mortice lock suitable for double sliding doors. This lock is designed for operation with a turn snib. Features very strong 5mm thick stainless steel claws. The claws throw vertically up and down to prevent track jumping when under attack. The claws are flush when unlocked. The case is the same as the JMHSLC60 series cylinder locks apart from that a privacy follower is used in place of a cylinder.

Product Code	JMHSLPV60	JMHSLPV46
Backset (mm)	60	46
Claw Retract	Turn snib	Turn snib
Keys	Not key operated	Not key operated
Turn Snib Follower Broach	4.8sq, 5.1sq, 6.5sq, 8.0sq, or 6x2 flat tail	4.8sq, 5.1sq, 6.5sq, 8.0sq, or 6x2 flat tail
Forend and Striker	Plain; astragal optional	Plain; astragal optional
Dust Box	Optional	Optional
Case	Galvanneal	Galvanneal
Claws	Stainless steel	Stainless steel
Deadbolt	Nil	Nil
Case Depth (mm)	84	70



JMHSLPV60



### Miscellaneous

Product Code	Description
KITJMHSLPV60	Plain forend, striker, and screw kit to suit JMHSLC60, JMHSLPV60, and JMHSL560 series locks.
KITAJMHSLPV60A	Astragal forend, striker, and screw kit to suit JMHSLC60, JMHSLPV60, and JMHSL560 series locks.
JMHS PV FOLLOWER [4.8mm square / 5.1mm square / 6.5mm square / 8.0mm square / 6x2mm flat tail]	Spare follower for JMHSLPV60 and JMHSLPV46 locks.
DBJMHS	Matt black dust box to suit JMHSL560, JMHSLC60, and JMHSLPV60 series locks. Dust boxes fit plain strikers only.

### Ordering Information

Choose finish of striker and forend from the following list: AB, CP, FB, MB, NP, PB, PBU, SB, SBU, SCP, SN, SSS (SSS unavailable for astragal).

Locks come with plain striker and forend as the default, specify 'A' for astragal.

Specify 'body' for lock body only without striker, forend, and screws.

Please specify a broach size to suit your turn snib (4.8mm square, 5.1mm square, 6.5mm square, 8.0mm square, or 6x2mm flat tail).

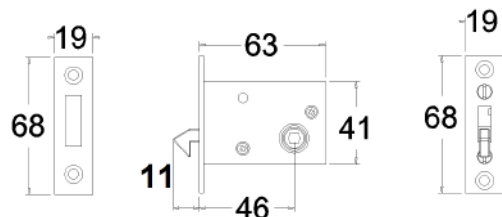
## JSP1

Privacy mortice lock suitable for sliding bathroom doors. This lock is designed for operation with a turn snib. The lock's profile matches the JSL2 latch. The hook stays out and cannot retract inside the lock. The hook is lifted by turning of turn snib and stays up.

Product Code	JSP1
Backset (mm)	46
Hook Lift	Turn snib
Keys	Not key operated
Turn Snib Follower Broach	4.8sq, 5.1sq, 6.5sq, 8.0sq, or 6x2 flat tail
Forend and Striker	Plain; rebated optional
Dust Box	Nil
Case	Galvanneal
Hook	Brass
Deadbolt	Nil
Case Depth (mm)	63



JSP1



### Miscellaneous

Product Code	Description
KITJSP1	Plain forend, striker, and screw kit to suit JSP1 and JSL2.
KITRJSP1R	Rebated forend, striker, and screw kit to suit JSP1 and JSL2.

### Ordering Information

Choose finish of striker and forend from the following list: AB, CP, FB, MB, NP, PB, PBU, SB, SBU, SCP, SN (SSS unavailable).

Locks come with plain striker and forend as the default, specify 'R' for rebated.


Specify 'body' for lock body only without striker, forend, and screws.

Please specify a broach size to suit your turn snib (4.8mm square, 5.1mm square, 6.5mm square, 8.0mm square, or 6x2mm flat tail).

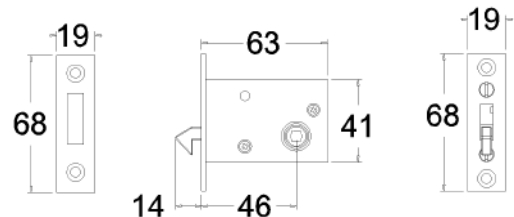
## JSL2

Mortice latch suitable for sliding pool doors, sliding gates, etc. This latch is designed for operation with turn snibs. The latch's profile matches the JSP1 privacy lock. The hook stays out and cannot retract inside the latch. The hook is lifted by turning of turn snib and springs down when the turn snib is released. This latch is self-latching.

Product Code	JSL2
Backset (mm)	46
Hook Lift	Turn snib
Keys	Not key operated
Turn Snib Follower Broach	4.8sq, 5.1sq, 6.5sq, 8.0sq, or 6x2 flat tail
Forend and Striker	Plain; rebated optional
Dust Box	Nil
Case	Galvanneal
Hook	Brass
Case Depth (mm)	63



JSL2



### Miscellaneous

Product Code	Description
KITJSL2	Plain forend, striker, and screw kit to suit JSP1 and JSL2.
KITRJSL2R	Rebated forend, striker, and screw kit to suit JSP1 and JSL2.

### Ordering Information

Choose finish of striker and forend from the following list: AB, CP, FB, MB, NP, PB, PBU, SB, SBU, SCP, SN (SSS unavailable).

Latches come with plain striker and forend as the default, specify 'R' for rebated.

Specify 'body' for latch body only without striker, forend, and screws.

Please specify a broach size to suit your turn snib (4.8mm square, 5.1mm square, 6.5mm square, 8.0mm square, or 6x2mm flat tail).

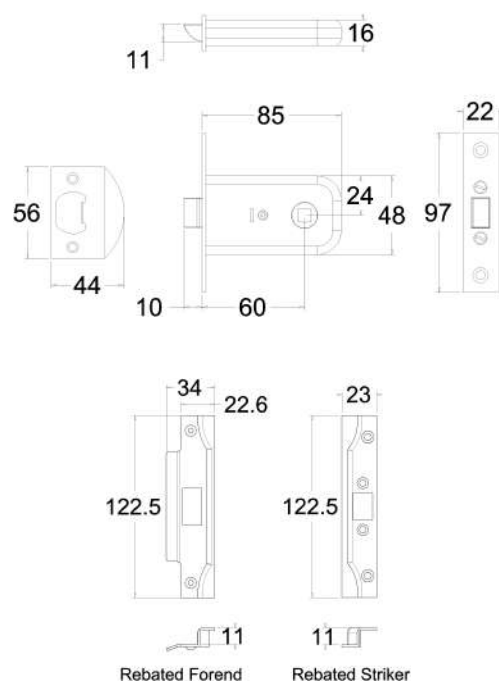
## JM40

Mortice latch designed for operation with handles. Ideal for doors inside a building. The case is horizontally symmetrical, which allows the latch bolt to be used in either orientation.

Product Code	JM40
Backset (mm)	60
Latch Bolt Retract	Handle
Keys	Not key operated
Follower	8mm square
Follower Springing	Single
Forend and Striker	Plain; rebated optional
Dust Box	Nil
Case	Galvanneal
Latch Bolt	Brass
Case Depth (mm)	85



JM40



### Miscellaneous

Product Code	Description
KITJM40	Plain forend, striker, and screw kit to suit JM40 and JM46.
KITRJM40R	Rebated forend, striker, and screw kit to suit JM40 and JM46.

### Ordering Information

Choose finish of striker and forend from the following list: AB, CP, FB, MB, NP, PB, PBU, SB, SBU, SCP, SN (SSS unavailable).

Latches come with plain striker and forend as the default, specify 'R' for rebated.

Specify 'body' for latch body only without striker, forend, and screws.

## JM46

Mortice latch designed for operation with handles. The latch bolt is reversible. Ideal for doors inside a building.

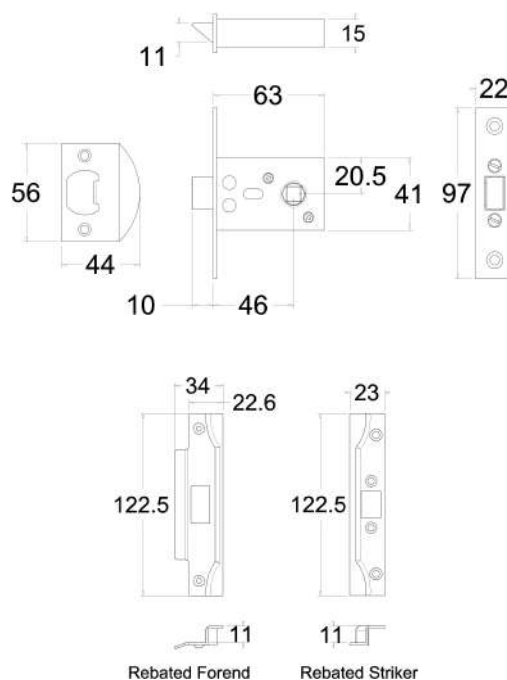
Product Code	JM46
Backset (mm)	46
Latch Bolt Retract	Handle
Keys	Not key operated
Follower	8mm square
Follower Springing	Single; double optional
Forend and Striker	Plain; rebated optional
Dust Box	Nil
Case	Galvanneal
Latch Bolt	Brass
Case Depth (mm)	63

### Miscellaneous

Product Code	Description
KITJM46	Plain forend, striker, and screw kit to suit JM40 and JM46.
KITRJM46R	Rebated forend, striker, and screw kit to suit JM40 and JM46.



JM46



### Ordering Information

Choose finish of striker and forend from the following list: AB, CP, FB, MB, NP, PB, PBU, SB, SBU, SCP, SN (SSS unavailable).

Latches come with plain striker and forend as the default, specify 'R' for rebated.


Specify 'body' for latch body only without striker, forend, and screws.

Specify 'DS' for double sprung if required.

## JM60

Mortice latch designed for operation with handles. The latch bolt is reversible. Ideal for doors inside a building.

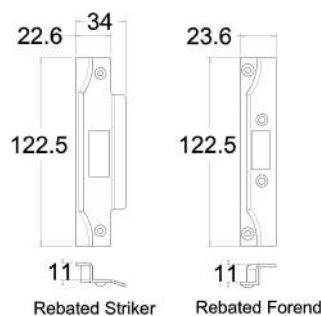
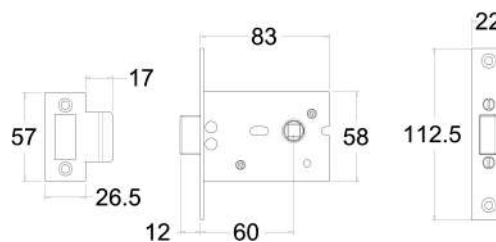
Product Code	JM60
Backset (mm)	60
Latch Bolt Retract	Handle
Keys	Not key operated
Follower	8mm square
Follower Springing	Single; double optional
Forend and Striker	Plain; rebated optional
Dust Box	Optional
Case	Galvanneal
Latch Bolt	Brass
Case Depth (mm)	83



JM60

### Miscellaneous

Product Code	Description
KITJM60	Plain forend, striker, and screw kit to suit JM60.
KITRJM60R	Rebated forend, striker, and screw kit to suit JMC60.
DBJM60	Matt black dust box to suit JM60 and JM560L series locks. Dust boxes fit plain strikers only.



### Ordering Information

Choose finish of striker and forend from the following list: AB, CP, FB, MB, NP, PB, PBU, SB, SBU, SCP, SN, SSS (SSS unavailable for rebated).

Latches come with plain striker and forend as the default, specify 'R' for rebated.

Specify 'body' for latch body only without striker, forend, and screws.

Specify 'DS' for double sprung if required.



## JM560L, JM546L, JM530L (formerly JM25L)

Mortice latch designed for operation with handles. Ideal for doors inside a building. This latch's profile matches the JMC60, JM560, JM560D, JMC60D, JMC60SL, JMC60SLUP, JM560SL, JM560SLUP, and JM160 series locks. The latch bolt is reversible. Note: the case's keyhole is not used.

Product Code	JM560L	JM546L	JM530L
Backset (mm)	60	46	30
Latch Bolt Retract	Handle	Handle	Handle
Keys	Not key operated	Not key operated	Not key operated
Follower	8mm square	8mm square	8mm square
Follower Springing	Single; double optional	Single; double optional	Single
Forend and Striker	Plain; rebated optional	Plain; rebated optional	Plain; rebated optional
Dust Box	Optional	Optional	Optional
Case	Galvanneal	Galvanneal	Galvanneal
Latch Bolt	Brass	Brass	Brass
Case Depth (mm)	84	70	54



JM560L

### Miscellaneous

Product Code	Description
KITJM560L	Plain forend, striker, and screw kit to suit JM560L series latches.
KITRJM560LR LH	Left-handed rebated forend, striker, and screw kit to suit JM560L series latches.
KITRJM560LR RH	Right-handed rebated forend, striker, and screw kit to suit JM560L series latches.
DBJM560L	Matt black dust box to suit JM60 and JM560L series locks. Dust boxes fit plain strikers only.



### Ordering Information

Choose finish of striker and forend from the following list: AB, CP, FB, MB, NP, PB, PBU, SB, SBU, SCP, SN, SSS (SSS unavailable for rebated).

Latches come with plain striker and forend as the default, specify 'R' for rebated.

Specify 'body' for latch body only without striker, forend, and screws.

Specify 'DS' for double sprung if required.

Rebated latches/kits only: please specify LH or RH, refer to the [HANDING](#) page for diagram.

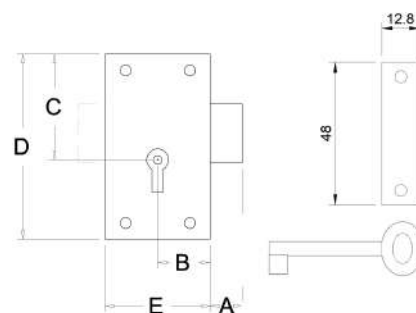
## JC252, JC32, JC22, JC60, JC50, JC51

Surface mounted lever lock designed for cupboards/cabinets. Minimal wood removal required as the lock screws onto the cupboard door. The lock is unhandled since the bolt throws both forwards and backwards.

Product Code	JC252	JC32	JC22	JC60	JC50	JC51
A (mm)	11	11	9	10	10	7
B (mm)	18	18	15	18	18	13
C (mm)	39	45	31	43	36	29
D (mm)	63	76	51	76	63	51
E (mm)	36	36	30	36	36	26
Mounting	Surface	Surface	Surface	Surface	Surface	Surface
Bolt Throw Direction	Forwards and backwards	Forwards and backwards	Forwards and backwards	Forwards and backwards	Forwards and backwards	Forwards and backwards
Levers	2	2	2	1	1	1
Differs	12	12	12	1	1	1
Deadbolt Retract	Key	Key	Key	Key	Key	Key
Keys	2	2	2	2	2	2
Keyhole Orientation	2 way	2 way	1 way	1 way	1 way	1 way
Key Stem	Solid	Solid	Tube	Tube	Tube	Tube
Key Type	595	595	410	407	407	406
Max Door Thickness (mm)	36	36	37	40	40	40
Striker	Plain brass	Plain brass	Plain brass	Plain brass	Plain brass	Plain brass
Case	Brass	Brass	Brass	Brass	Brass	Brass
Deadbolt	Brass	Brass	Brass	Brass	Brass	Brass



JC50



Silca bronze key

### Miscellaneous

Product Code	Description
JC60SB	JC60 lock with modified keyhole and one Silca bronze key.
JC50SB	JC50 lock with modified keyhole and one Silca bronze key.
JC51SB	JC51 lock with modified keyhole and one Silca bronze key.
KEYJC32/JC252	Cut standard key for JC32 and JC252.
KEYJC22	Cut standard key for JC22.
KEYJC50/JC60	Cut standard key for JC50 and JC60.
KEYJC51	Cut standard key for JC51.
JC STR	Plain brass striker to suit JC252, JC32, JC22, JC60, JC50, JC51, JC72, JC70, and JC76 locks.

### Ordering Information

JC252, JC32, JC22: these locks are keyed to differ by default, for keyed alike please specify 'KA' (no charge).

JC60, JC60SB, JC50, JC50SB, JC51, JC51SB: these locks are always KA since they have one differ.

JC252, JC32, JC22, JC60, JC50, JC51: two keys per lock is standard.  
JC60SB, JC50SB, JC51SB: one Silca bronze key per lock is standard.  
Please state if you require a different number of keys.

Locks that include a Silca bronze key have the keyhole modified to fit.

Minimum order quantity of 5 locks.

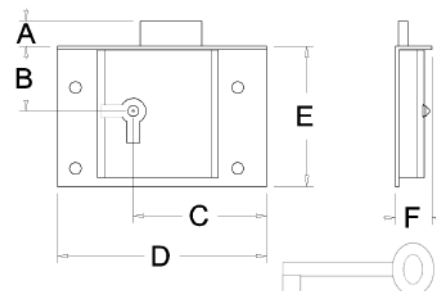
## JC72, JC70, JC76

Lever lock designed for cupboards/cabinets. A cutout in the cupboard door is required to house the lock.

Product Code	JC72	JC70	JC76
A (mm)	8	7	7
B (mm)	19	18	18
C (mm)	37	38	44
D (mm)	63	63	76
E (mm)	42	42	42
F (mm)	11	11	11
Mounting	Flush rim	Flush rim	Flush rim
Levers	2	1	1
Differs	12	1	1
Deadbolt Retract	Key	Key	Key
Keys	2	2	2
Keyhole Orientation	2 way	2 way	2 way
Key Stem	Tube	Tube	Tube
Key Type	402	408	408
Max Door Thickness (mm)	38	38	38
Striker	Nil	Nil	Nil
Case	Brass	Brass	Brass
Deadbolt	Brass	Brass	Brass



JC76 RH



Silca bronze key

### Miscellaneous

Product Code	Description
JC70SB	JC70 lock with modified keyhole and one Silca bronze key.
JC76SB	JC76 lock with modified keyhole and one Silca bronze key.
KEYJC72/JT22/JT252/JT32	Cut standard key for JC72, JT22, JT252, and JT32.
KEYJC70/JC76/JT50/JT76/JT51	Cut standard key for JC70, JC76, JT50, JT76, and JT51.
JC STR	Plain brass striker to suit JC252, JC32, JC22, JC60, JC50, JC51, JC72, JC70, and JC76 locks.

### Ordering Information

JC72: this lock is keyed to differ by default, for keyed alike please specify 'KA' (no charge).  
JC70, JC70SB, JC76, JC76SB: these locks are always KA since they have one differ.

JC72, JC70, JC76: two keys per lock is standard.  
JC70SB, JC76SB: one Silca bronze key per lock is standard.  
Please state if you require a different number of keys.

Strikers not commonly used with this lock, but can be ordered separately if required.

Minimum order quantity of 5 locks.


Locks that include a Silca bronze key have the keyhole modified to fit.

Please specify LH or RH, refer to the [HANDING](#) page for diagram.

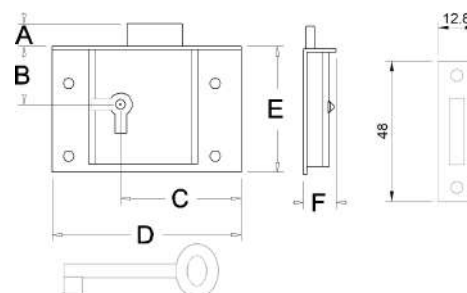
## JT252, JT32, JT22, JT50, JT51, JT76

Lever lock designed for drawers and tills. A cutout in the drawer or till is required to house the lock.

Product Code	JT252	JT32	JT22	JT50	JT51	JT76
A (mm)	7	8	6	7	7	7
B (mm)	18	19	18	18	18	18
C (mm)	36	44	30	38	36	44
D (mm)	63	76	51	63	57	76
E (mm)	42	42	38	42	39	42
F (mm)	11	11	12	11	10	11
Mounting	Flush rim	Flush rim	Flush rim	Flush rim	Flush rim	Flush rim
Levers	2	2	2	1	1	1
Differs	6	12	12	1	1	1
Deadbolt Retract	Key	Key	Key	Key	Key	Key
Keys	2	2	2	2	2	2
Keyhole Orientation	2 way	2 way	1 way	2 way	2 way	2 way
Key Stem	Tube	Tube	Tube	Tube	Tube	Tube
Key Type	402	402	402	408	408	408
Max Door Thickness (mm)	38	38	38	38	38	38
Striker	Plain brass	Plain brass	Plain brass	Plain brass	Plain brass	Plain brass
Case	Brass	Brass	Brass	Brass	Brass	Brass
Deadbolt	Brass	Brass	Brass	Brass	Brass	Brass



JT252



Silca bronze key

### Miscellaneous

Product Code	Description
JT50SB	JT50 lock with modified keyhole and one Silca bronze key.
JT51SB	JT51 lock with modified keyhole and one Silca bronze key.
JT76SB	JT76 lock with modified keyhole and one Silca bronze key.
KEYJC72/JT22/JT252/JT32	Cut standard key for JC72, JT22, JT252, and JT32.
KEYJC70/JC76/JT50/JT76/JT51	Cut standard key for JC70, JC76, JT50, JT76, and JT51.
JT STR	Brass striker to suit JT252, JT32, JT22, JT50, JT51, and JT76 locks.

### Ordering Information

JT252, JT32, JT22: these locks are keyed to differ by default, for keyed alike please specify 'KA' (no charge).  
JT50, JT50SB, JT51, JT51SB, JT76, JT76SB: these locks are always KA since they have one differ.

JT252, JT32, JT22, JT50, JT51, JT76: two keys per lock is standard.  
JT50SB, JT51SB, JT76SB: one Silca bronze key per lock is standard.  
Please state if you require a different number of keys.

Locks that include a Silca bronze key have the keyhole modified to fit.

Minimum order quantity of 5 locks.

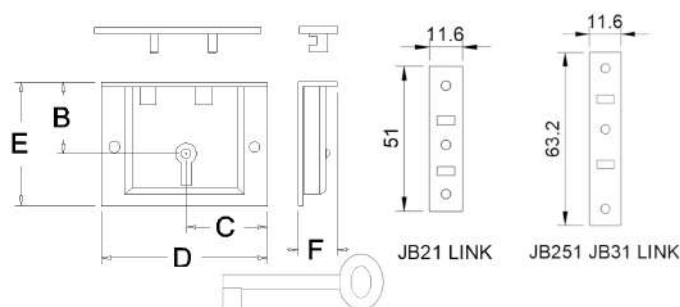
## JB21, JB22, JB251, JB31

Lever lock designed for boxes. This lock uses internal hook bolts to secure the link plate.

Product Code	JB21	JB22	JB251	JB31
B (mm)	21	21	23	23
C (mm)	25	25	32	37
D (mm)	51	51	63	76
E (mm)	37	37	37	37
F (mm)	12	12	12	12
Mounting	Flush rim	Flush rim	Flush rim	Flush rim
Levers	2	2	2	2
Differs	1	12	1	1
Hook Release	Key	Key	Key	Key
Keys	2	2	2	2
Keyhole Orientation	1 way	1 way	1 way	1 way
Key Stem	Tube	Tube	Tube	Tube
Key Type	402	402	402	402
Max Door Thickness (mm)	38	38	38	38
Link Plate	Plain brass	Plain brass	Plain brass	Plain brass
Case	Brass	Brass	Brass	Brass



Left: JB21/JB22 Right: JB251/JB31



### Miscellaneous

Product Code	Description
JB21SB	JB21 lock with modified keyhole and one Silca bronze key.
JB22SB	JB22 lock with modified keyhole and one Silca bronze key. Like the regular JB22, this lock has 12 differs.
JB251SB	JB251 lock with modified keyhole and one Silca bronze key.
JB31SB	JB31 lock with modified keyhole and one Silca bronze key.
KEYJB21/JB251/JB31	Cut standard key for JB21, JB251, and JB31.
LINK JB21	Brass link to suit JB21.
LINK JB251/JB31	Brass link to suit JB251 and JB31.



Silca bronze key

### Ordering Information

JB21, JB251, JB31: these locks are always KA since they have one differ.  
JB22: this lock is keyed to differ by default, for keyed alike please specify 'KA' (no charge).

JB21, JB22, JB251, JB31: two keys per lock is standard.  
JB21SB, JB22SB, JB251SB, JB31SB: one Silca bronze key per lock is standard.  
Please state if you require a different number of keys.

Locks that include a Silca bronze key have the keyhole modified to fit.

Minimum order quantity of 5 locks.

## Lock Box

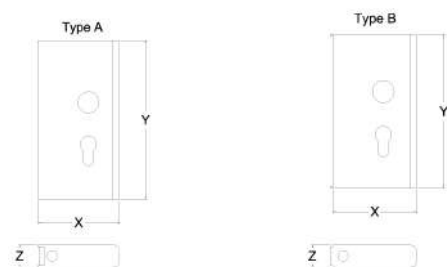
Welded lock boxes made of mild steel. Unplated and zinc plated options available. Lock boxes in 'A' style have tags on the top and bottom that wrap around, while 'B' style have exposed tags.

Product Code	LB JM560 A	LB JMC60 A	LB JM29 B	LB JMCD60 B	LB Lockwood 3570 A	LB Lockwood 3570 B
Backset (mm)	60	60	60	60	60	60
X (mm)	97	97	99	99	96	98
Y (mm)	176	187	119	126.8	180	180
Z (mm)	26	26	26	26	30	26
Type	A	A	B	B	A	B
Plating	Unplated or zinc plated	Unplated or zinc plated	Unplated or zinc plated	Unplated or zinc plated	Unplated or zinc plated	Unplated or zinc plated



Left to right: LB JACKSONS JM560 A, LB PROTECTOR 735 3.0 A, LB LW 3572 A, LB JACKSONS JM29 B

Product Code	LB Lockwood 3572 A	LB Lockwood 3572 B	LB Lockwood 3582 A	LB Lockwood 777 B	LB Lockwood 001 35mm B	LB Lockwood 001 40mm B
Backset (mm)	60	60	60	60	60	60
X (mm)	96	98	44	105	105	105
Y (mm)	180	180	230	90	90	90
Z (mm)	30	26	30	35	35	40
Type	A	B	A	B	B	B
Plating	Unplated or zinc plated	Unplated or zinc plated	Unplated or zinc plated	Unplated or zinc plated	Unplated or zinc plated	Unplated or zinc plated



### Ordering Information

Specify unplated or zinc plated when ordering.

Product Code	LB Lockwood 530/930 60 B	LB Lockwood 530/930 70 B	LB Gainsborough 755 60 A	LB Protector 735 3.0 A	LB Protector 735 3.0 B	LB Protector 785-45 A
Backset (mm)	60	70	60	60	60	45
X (mm)	119	130	91	96	172	77
Y (mm)	120	120	265	170	196	244
Z (mm)	35	35	27	30	22	26
Type	A	A	A	A	B	A
Plating	Unplated or zinc plated	Unplated or zinc plated	Unplated or zinc plated	Unplated or zinc plated	Unplated or zinc plated	Unplated or zinc plated



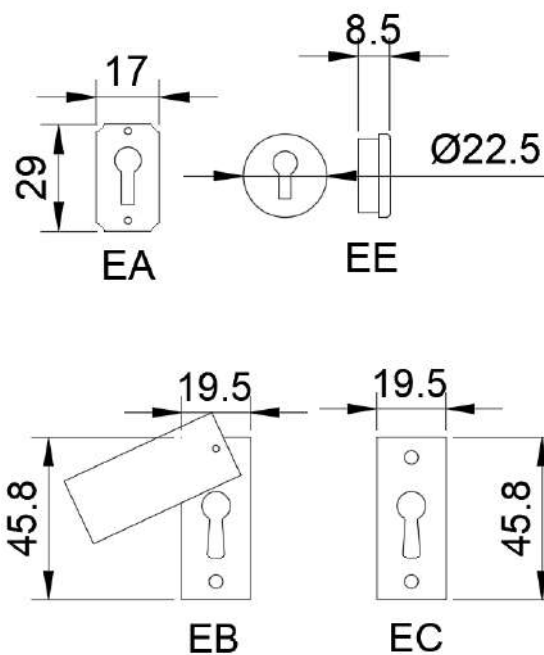
## EA, EE, EB, EC

Pressed brass escutcheons.

Product Code	EA	EE	EB	EC
Type	Tack-on escutcheon	Push-in round escutcheon	JM29 inner escutcheon	JM29 outer escutcheon
Dimensions	29.0 x 17.0mm	ø22.5mm	45.8 x 19.5mm	45.8 x 19.5mm
Compatible Lock	JC series, JT series, JB series	JC22, JC60, JC50, JC51, JC72, JC70, JC76, JT series, JB series	JM560 series, JMW127 series, JM560D series, JM29, JM560SL series, JM560SLUP series, JMHS560 series	JM560 series, JMW127 series, JM560D series, JM29, JM560SL series, JM560SLUP series, JMHS560 series
Finish	Unplated brass	CP or PB	AB, CP, FB, MB, NP, PB, PBU, SB, SBU, SCP, SN, or SSS	AB, CP, FB, MB, NP, PB, PBU, SB, SBU, SCP, SN, or SSS



Left to right: EA, EE, EB, EC



### Ordering Information

EE only: please specify finish CP or PB.

EB and EC only: please specify finish AB, CP, FB, MB, NP, PB, PBU, SB, SBU, SCP, SN, or SSS

1 x EB and 1 x EC escutcheon is supplied with orders of JM29 kits and locks.

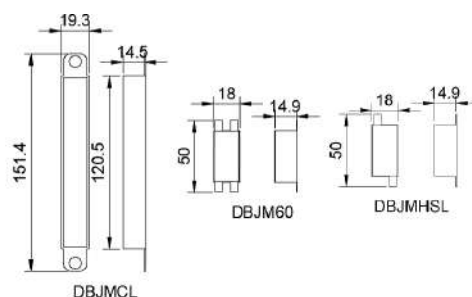
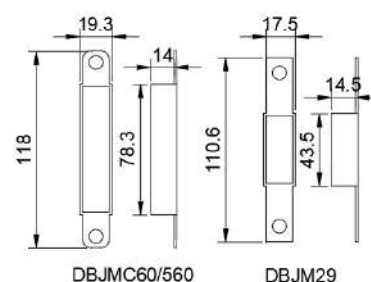
## DBJMC60, DBJM29, DBJMCL, DBJM60, DBJMHS�

Dust boxes to suit a variety of locks.

Product Code	DBJMC60	DBJM29	DBJMCL	DBJM60	DBJMHS�
Compatible Lock	JMC60 series, JM560 series, JM160 series	JMC60D series, JMCD60 series, JM560D series, JM29	JMCL60 series and JMCL60PV series	JM60, JM560L series	JMHSLC60 series, JMHSL560 series, JMHSLPV60 series
Finish	Matt black	Matt black	Matt black	Matt black	Matt black



Left to right: DBJMC60, DBJM29, DBJMCL, DBJM60, DBJMHS�



### Ordering Information

Dust boxes fit plain strikers only.

1 x DBJM29 is supplied with orders of JMCD60 and JM29 series kits and locks (non-rebated only).

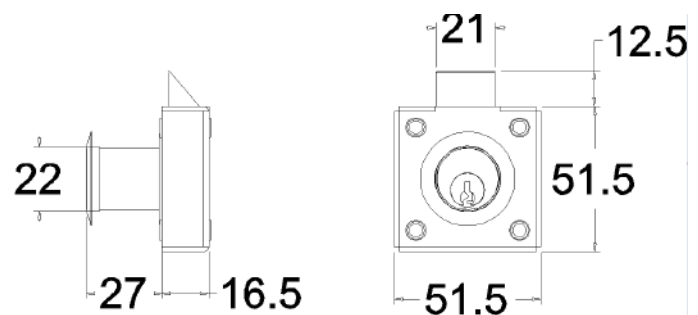
## JDL4

Four pin drawer safe lock.

Product Code	JDL4
Mounting	Screws into door
Cylinder	4 Pin LW 690-2, satin chrome finish
Differs	2100
Deadbolt Retract	Cylinder
Keys	KD: 2, KA: 1
Shooting Direction	Up
Case	Galvanneal
Deadbolt	Brass
Deadbolt Throw (mm)	12.5



JDL4



### Ordering Information

Two keys per lock is standard, please state if you require a different number of keys.

Locks are keyed to differ by default, for keyed alike please specify 'KA' (CHARGE APPLIES). We do not offer key cutting of JDL4 keys to a specific code after manufacturing.

JDL4 is made to order, lead times apply.

### JRL6, JRL6NS

Six lever cover strap type safe lock. The cover strap is welded to the door, and the lock screws into the cover strap. JRL6NS does not include the cover strap.

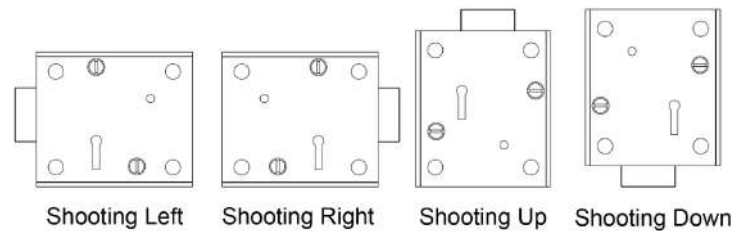
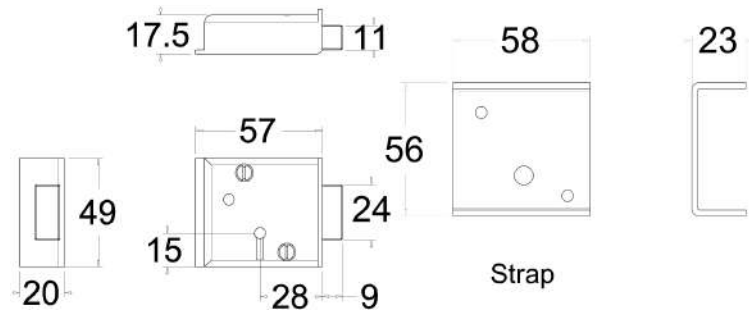
Product Code	JRL6	JRL6NS
Mounting	Weld	Screws into existing cover strap
Levers	6	6
Differs	18,750	18,750
Deadbolt Retract	Key	Key
Keys	2	2
Shooting Direction	Up, down, left, or right	Up, down, left, or right
Cover Strap	2.5mm mild steel	Optional
Case	Galvanneal	Galvanneal
Deadbolt	Brass	Brass
Deadbolt Throw (mm)	9	9



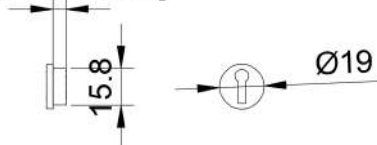
JRL6 R

#### Miscellaneous

Product Code	Description
620	620 key blank with 45mm stem length for JRL6.
616	616 key blank with 57mm stem length for JRL6.
618	618 key blank with 119mm stem length for JRL6.
621	621 key blank with 150mm stem length for JRL6.
JRL6KH [6.0mm / 9.5mm / 12.5mm]	Unplated keyhole insert for JRL6 (specify depth 6.0mm / 9.5mm / 12.5mm).
JRL6KHP [6.0mm / 9.5mm / 12.5mm]	Chrome plated keyhole insert for JRL6 (specify depth 6.0mm / 9.5mm / 12.5mm).
JRL6Strap	2.5mm mild steel cover strap for JRL6.
LEV JRL6	Lever for JRL6 (specify lever number between 1-6).



[6.0 / 9.5 / 12.5]



Optional keyhole insert

#### Ordering Information

Two keys per lock is standard, please state if you require a different number of keys.

Locks are keyed to differ by default, for keyed alike please specify 'KA' (no charge).

Default key type is 616 (57mm stem length), please specify if you would like to choose another key type (no charge): 620 (45mm stem length), 618 (119mm stem length), or 621 (150mm stem length).

Please specify bolt shooting direction - Up (U), Down (D), Left (L), or Right (R).

## JBP6

Six lever iron plate type safe lock.

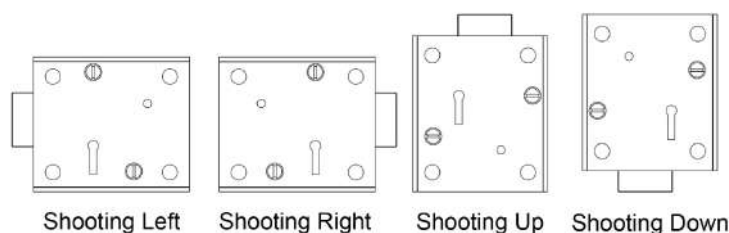
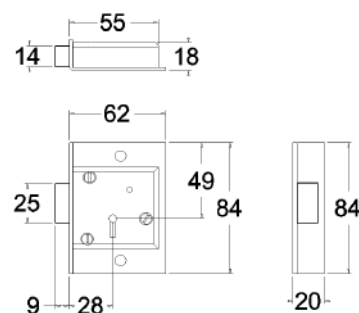
Product Code	JBP6
Mounting	Screws into door
Levers	6
Differs	972
Deadbolt Retract	Key
Keys	2
Key Type	552
Shooting Direction	Up, down, left, or right
Plate	2mm galvanneal
Case	Galvanneal
Deadbolt	Brass
Deadbolt Throw (mm)	9

### Miscellaneous

Product Code	Description
552	552 key blank with 65mm stem length for JBP6.
LEV JBP6	Lever for JBP6 (specify lever number between 1-4).



JBP6 L



### Ordering Information

Two keys per lock is standard, please state if you require a different number of keys.

Locks are keyed to differ by default, for keyed alike please specify 'KA' (no charge).

Please specify bolt shooting direction - Up (U), Down (D), Left (L), or Right (R).

## JBW6

Six lever winged block type safe lock.

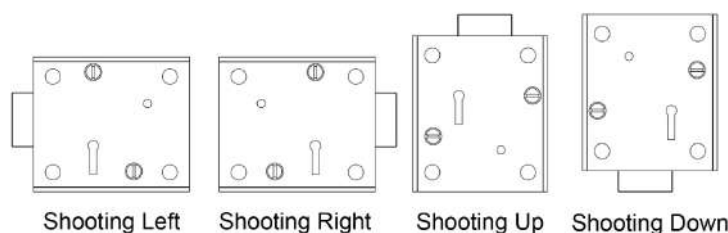
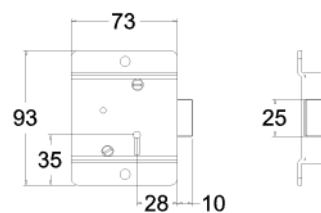
Product Code	JBW6
Mounting	Screws into door
Levers	6
Differs	18,750
Deadbolt Retract	Key
Keys	2
Key Type	545; 547, 546, 540, or 608 optional
Shooting Direction	Up, down, left, or right
Winged Plate	2.5mm galvanneal
Case	Galvanneal
Deadbolt	Brass
Deadbolt Throw (mm)	10

### Miscellaneous

Product Code	Description
547	547 key blank with 42mm stem length for JBW6 and JBS6.
546	546 key blank with 51mm stem length for JBW6 and JBS6.
545	545 key blank with 65mm stem length for JBW6 and JBS6.
540	540 key blank with 103mm stem length for JBW6 and JBS6.
608	608 key blank with 153mm stem length for JBW6, JBS6, and JBS8.
LEV JBW6	Lever for JBW6 (specify lever number between 1-6).



JBW6 R



### Ordering Information

Two keys per lock is standard, please state if you require a different number of keys.

Locks are keyed to differ by default, for keyed alike please specify 'KA' (no charge).


Default key type is 545 (65mm stem length), please specify if you would like to choose another key type (no charge): 547 (42mm stem length), 546 (51mm stem length), 540 (103mm stem length), or 608 (153mm stem length).

Please specify bolt shooting direction - Up (U), Down (D), Left (L), or Right (R).

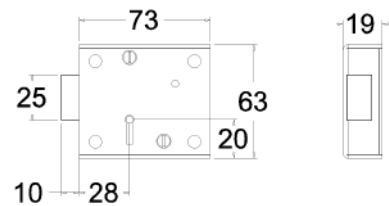
## JBS6

Six lever block type safe lock.

Product Code	JBS6
Mounting	Screws into door
Levers	6
Differs	18,750
Deadbolt Retract	Key
Keys	2
Key Type	545; 547, 546, 540, or 608
Shooting Direction	Up, down, left, or right
Case	Galvanneal
Deadbolt	Brass
Deadbolt Throw (mm)	10

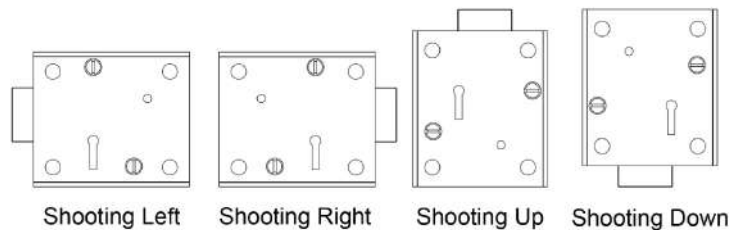


JBS6 L



### Miscellaneous

Product Code	Description
547	547 key blank with 42mm stem length for JBS6 and JBS8.
546	546 key blank with 51mm stem length for JBS6 and JBS8.
545	545 key blank with 65mm stem length for JBS6 and JBS8.
540	540 key blank with 103mm stem length for JBS6 and JBS8.
608	608 key blank with 153mm stem length for JBS6, JBS8, and JBS10.
LEV JBS6	Lever for JBS6 (specify lever number between 1-6).



### Ordering Information

Two keys per lock is standard, please state if you require a different number of keys.

Locks are keyed to differ by default, for keyed alike please specify 'KA' (no charge).

Default key type is 545 (65mm stem length), please specify if you would like to choose another key type (no charge): 547 (42mm stem length), 546 (51mm stem length), 540 (103mm stem length), or 608 (153mm stem length).


Please specify bolt shooting direction - Up (U), Down (D), Left (L), or Right (R).



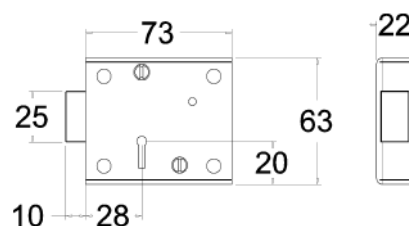
## JBS8

Eight lever block type safe lock.

Product Code	JBS8
Mounting	Screws into door
Levers	8
Differs	468,750
Deadbolt Retract	Key
Keys	2
Key Type	544; 542 or 608 optional
Shooting Direction	Up, down, left, or right
Case	Galvanneal
Deadbolt	Brass
Deadbolt Throw (mm)	10

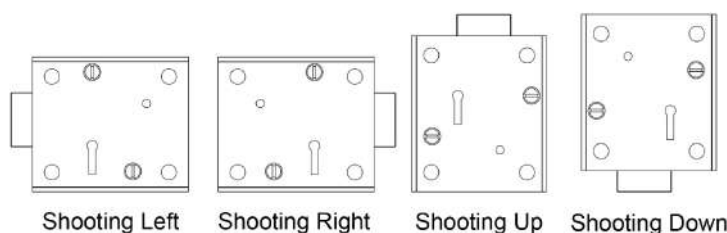


JBS8 L



### Miscellaneous

Product Code	Description
544	544 key blank with 65mm stem length for JBS8.
542	542 key blank with 89mm stem length for JBS8.
608	608 key blank with 153mm stem length for JBS6, JBS8, and JBS8.
LEV JBS8	Lever for JBS8 (specify lever number between 1-6).



### Ordering Information

Two keys per lock is standard, please state if you require a different number of keys.

Locks are keyed to differ by default, for keyed alike please specify 'KA' (no charge).

Default key type is 544 (65mm stem length), please specify if you would like to choose another key type (no charge): 542 (89mm stem length) or 608 (153mm stem length).

Please specify bolt shooting direction - Up (U), Down (D), Left (L), or Right (R).

## JP152A, JP24A, JP254, JP34

Padlocks to suit most domestic, commercial, marine, and institutional applications. Jacksons padlocks will continue to operate under adverse conditions as they are resistant to dirt and moisture.

Product Code	JP152A	JP24A	JP254	JP34
A (mm)	38	50	63	70
B (mm)	15	19	20	20
C (mm)	7	8.5	13	13
Levers	2	4	4	4
Differs	12	108	108	108
Keys	2	2	2	2
Key Type	653	645	639	639
Back Type	Proud rivetted	Proud rivetted	Smooth	Smooth
Body	Brass	Brass	Stainless steel front & brass back	Stainless steel front & brass back
Shackle	Stainless steel	Stainless steel	Stainless steel	Stainless steel



JP152A



### Miscellaneous

Product Code	Description
653	653 key blank to suit JP152A.
645	645 key blank to suit JP24A.
639	639 key blank to suit JP254 and JP34.

### Ordering Information

Two keys per lock is standard, please state if you require a different number of keys.

Locks are keyed to differ by default, for keyed alike please specify 'KA' (no charge).

Padlocks are made to order, lead times apply.